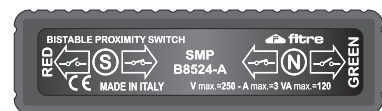
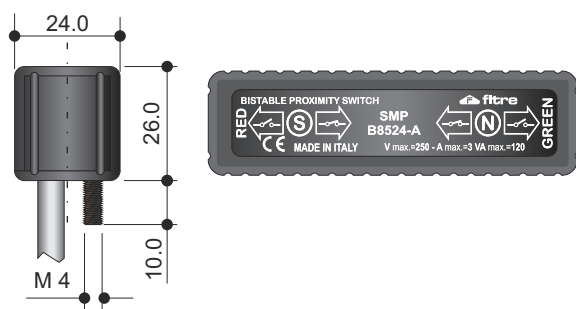
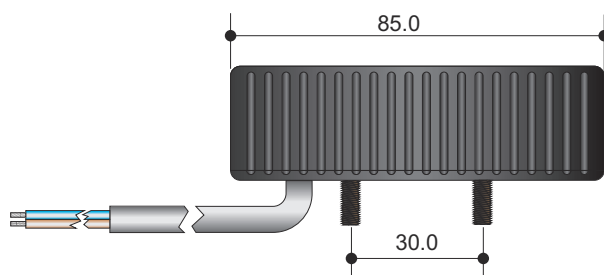
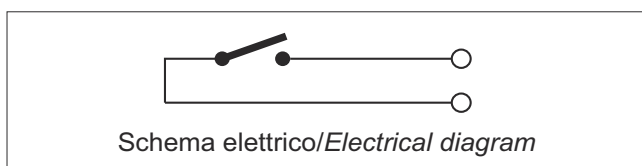


CARATTERISTICHE ELETTRICHE DEL CONTATTO ELECTRICAL DATA OF CONTACT

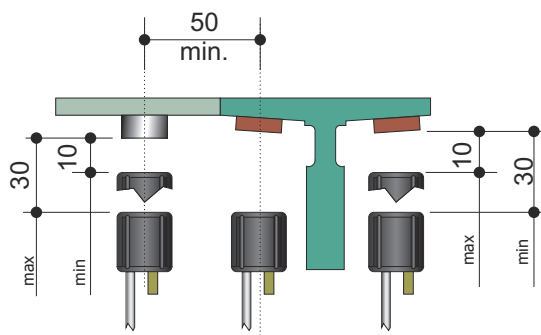

Max. Potenza Commutabile Max. Contact Rating	120	VA
Max. Corrente Commutabile Max. Switching Current	3.0	A
Max. Corrente Sopportabile Max Carrying Current	5.0	A
Max. Tensione Commutabile Max. Switching Voltage	250	VDC/VAC

CARATTERISTICHE MECCANICHE MECHANICAL DATA

Materiale del Corpo Material of Body Colore/Color	ABS AUTOESTINGUENTE Nero / Black
Connessione elettrica / Electrical connection	Cavo/Cable 2x0.5 mm ² L=2000 mm
Temperatura di esercizio Operating temperature	-40 / +100 °C



VISTA DA SOTTO BOTTOM VIEW



**Distanze massime di intervento
per il cambio di stato (ON/OFF)**
Maximum operating distances for
status change (ON/OFF)

Prodotto protetto da brevetto di invenzione